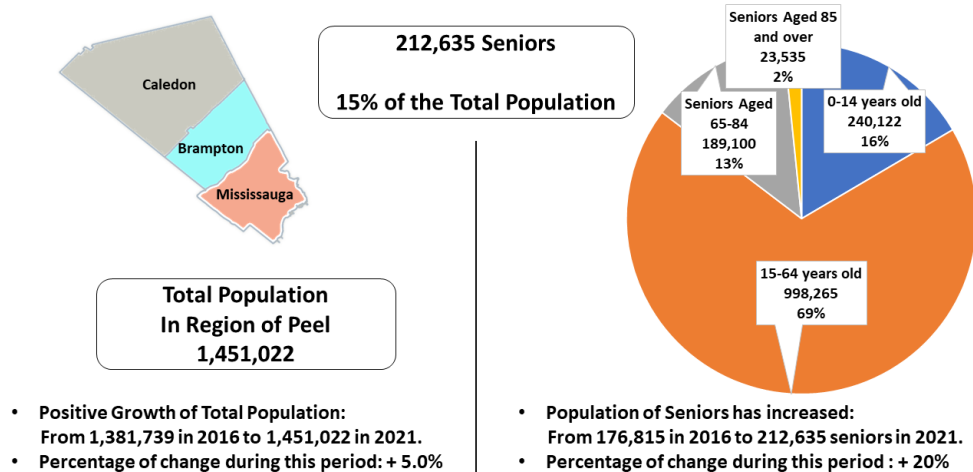


Seniors in the Region of Peel

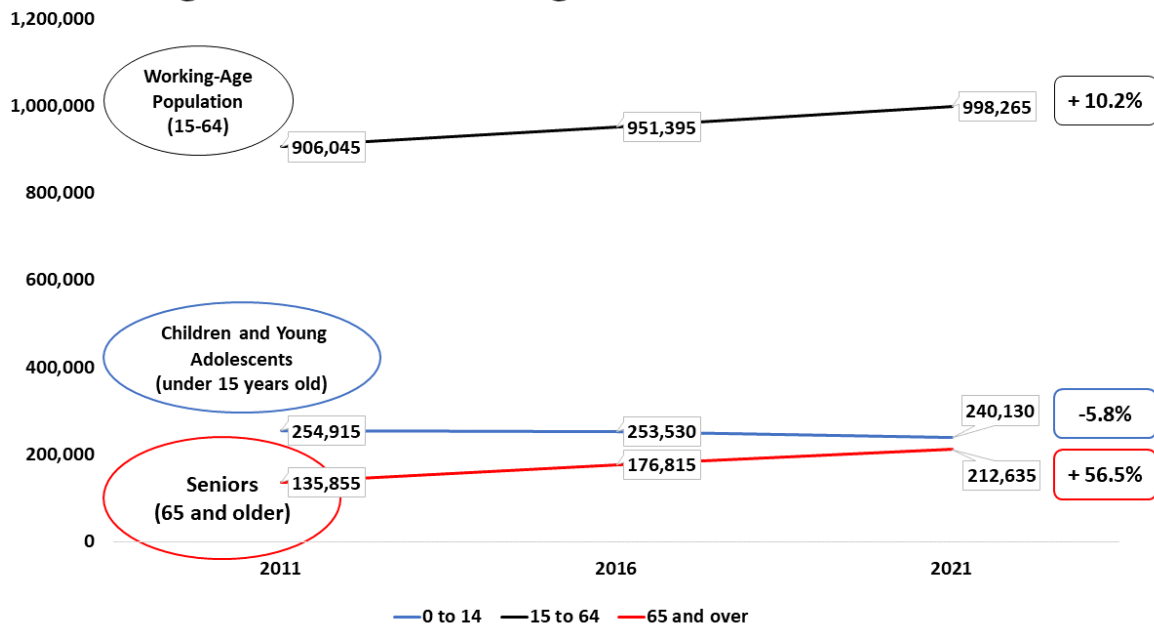
- Seniors are the fastest-growing segment in the Region of Peel, representing 15% of the total population. The Region is aging; the youngest population is declining, while the growth in the working-age population is insufficient to reverse the aging trend of the overall population.

Population of Seniors in the Region of Peel – Census 2021



- In the decade between 2011 and 2021, the senior population increased by +56.5%, the highest rate ever recorded. In contrast, the number of children and young adolescents (under 15 years of age) has decreased, with a negative growth rate of -5.8%. The working-age population (15-64 years old) has experienced a positive growth rate of +10.2 %.

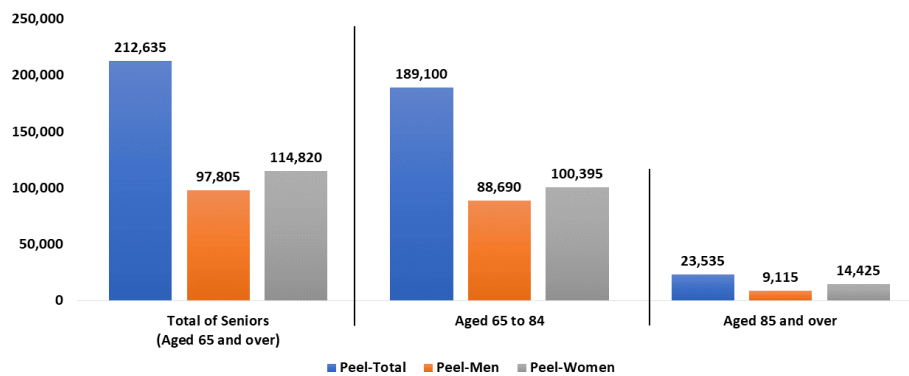
Age Distribution - Region of Peel 2011-2021



Seniors in the Region of Peel

- The life expectancy, which measures the age of death, has increased in all regions of the world, and is the factor that increases the size of the older adult population, by improving health and social conditions which lead to the decrease of mortality.
- In Canada, the life expectancy has increase 21.5% over the last 73 years form 68.29 years in 1950 to 82.96 years in 2023.
- Seniors in the Region of Peel are living longer, despite the COVID-19 pandemic and other health-related problems. The population segment of seniors aged 85 and older, who need complex continuing care, has increased.
- The proportion of women aged 65 and older is higher than that of men, indicating that women live longer, but with more vulnerability and caregiving responsibilities.
- More seniors aged 85 and older live in urbanized areas, where there is greater access to continuity of care.

Population of Seniors by Age and Sex at Birth Region of Peel - 2021 Census



- Considering the proportion of seniors in their respective municipalities, Mississauga (17%) and Caledon (15%) have greater proportions of seniors than Brampton, (13%).

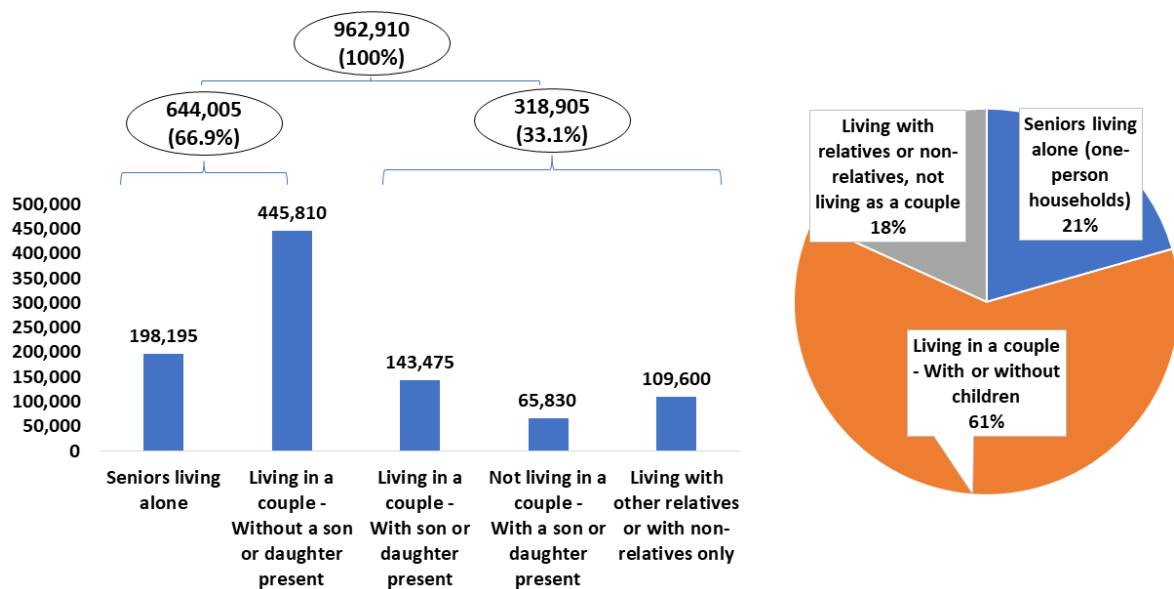
Region of Peel - Seniors Aged 65 and over by 2021 Census Tracts



Information on Seniors in the GTA and Canada Related to Elderly Abuse

- In the Greater Toronto Area (GTA) - which includes the City of Toronto and the regional municipalities of Durham, Halton, Peel, and York – there are a total of 92,910 households with at least one senior, based on 2021 Census data.
- More than one-fifth (21 %) of these households comprise seniors living alone, and 46% of seniors are living in a couple but without a son or daughter present. This group represents 67% of the households. In contrast, in 33% of the households, seniors are living either in a couple with one of their children or with other relatives or non-relatives.

Family Characteristics of Seniors - 2021 Census Toronto Census Metropolitan Area



According to the Uniform Crime Reporting Survey, the rate of police-reported violence against seniors in Canada increased by 22% between 2010 and 2020, with the largest increase observed in the past five years among senior men. In contrast, police-reported violence against non-seniors decreased by 9% during the same period, with increases observed beginning in 2015 (+12% between 2015 and 2020).

- In 2020, nearly two-thirds (64%) of senior victims of police-reported violence were victimized by someone other than a family member or intimate partner. Acquaintances were implicated for more than one in four (28%) senior victims of violence, while one-quarter (24%) of senior victims were victimized by strangers.
- Senior women who experienced police-reported violence were twice as likely to have been victimized by an intimate partner, compared with senior men (16% versus 7%).
- More than half (60%) of all police-reported violence against seniors involved the use of physical force, and an additional 19% involved the presence of a weapon. About one-third (35%) of seniors suffered a physical injury as a result of the violence they experienced.